




Introducing the new and enhanced PICO 7

Helping you get closer to zero human and economic cost of wounds

 **smith&nephew**
PICO[◇] 7

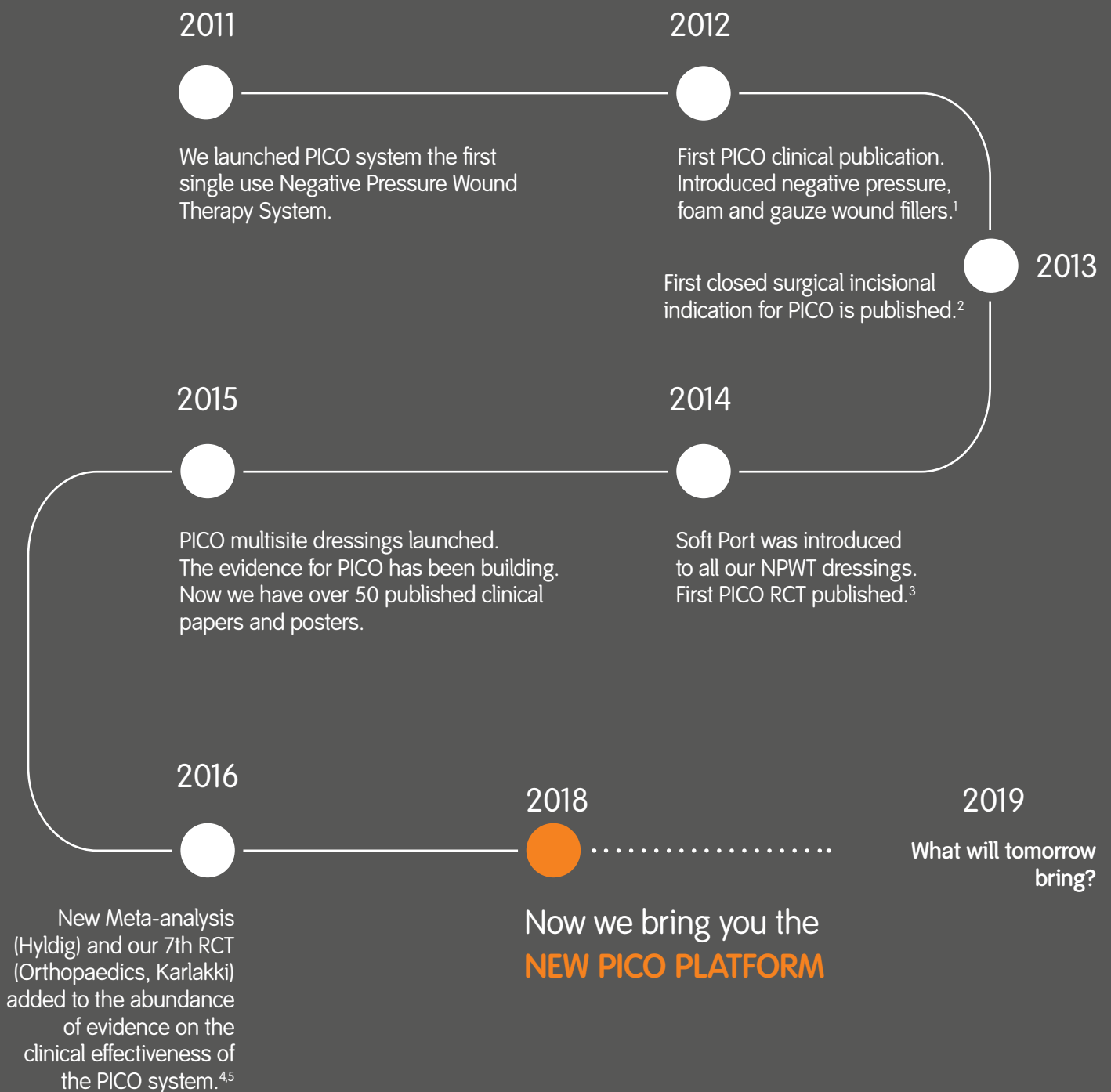
Single Use Negative Pressure
Wound Therapy System



Supporting healthcare professionals

This isn't our first PICO[◇]

Our next generation PICO platform brings pioneering technology learnt from over 150 years of experience within advanced wound care



New PICO[◊] 7

The best we have ever made



A pump that works harder for you

More than twice as effective at dealing with air leaks than its predecessor. This vastly improved efficiency will support healthcare professionals in delivering negative pressure and can even be used in problematic awkward areas.⁶

Quiet just got quieter

The new pump is significantly quieter than its predecessor. This enhancement translates to a 25% (7dB) reduction in noise which may contribute to improving the patients quality of life.⁷



Indicators with greater purpose


PICO 7 features a redesigned user interface to provide greater clarity of communication for users. Additionally a new dressing change indicator allows users to easily interpret the status of the device during therapy.

New clip improves patient freedom

Simpler and slick design, now including a transparent carry clip, allowing patients the portability and discretion they want.

PICO[◇] 7 with AIRLOCK[◇] technology

New, improved single use NPWT



PICO 7 system has been developed to address key patient issues:

Improved device performance

- Enhanced management of air leaks helping to support healthcare professionals in delivering negative pressure and could potentially be used in problematic 'hard to seal' awkward areas⁶

Improved ease of use

- New user interface with a 'dressing full' indicator, optimising dressing changes
- Area to write start date of therapy, helping with healthcare protocols and patient discharge planning

Improved patient quality of life

- Now even quieter pump than before⁷
- New transparent belt clip for greater portability

Unique 4 layer multi-function dressing design

A unique dressing design in which each layer works together to ensure that negative pressure is delivered to the wound bed and exudate is removed through absorption and evaporation.⁸



Top film layer
has a high moisture vapour transmission rate to transpire as much as 80% of the exudate⁸ and protects the wound from external contamination⁹

Super absorbent core
locking exudate away from wound¹⁰

Pioneering AIRLOCK[®] layer
cleverly enables even distribution of NPWT across the wound while enabling movement of exudate through the dressing¹⁰

Silicone adhesive layer
protects the wound environment and reduces pain on removal¹¹



PICO has a multimodal mechanism of action that promotes healing, shortens time to heal and protects against surgical site complications^{4,12}

Absorption

20%

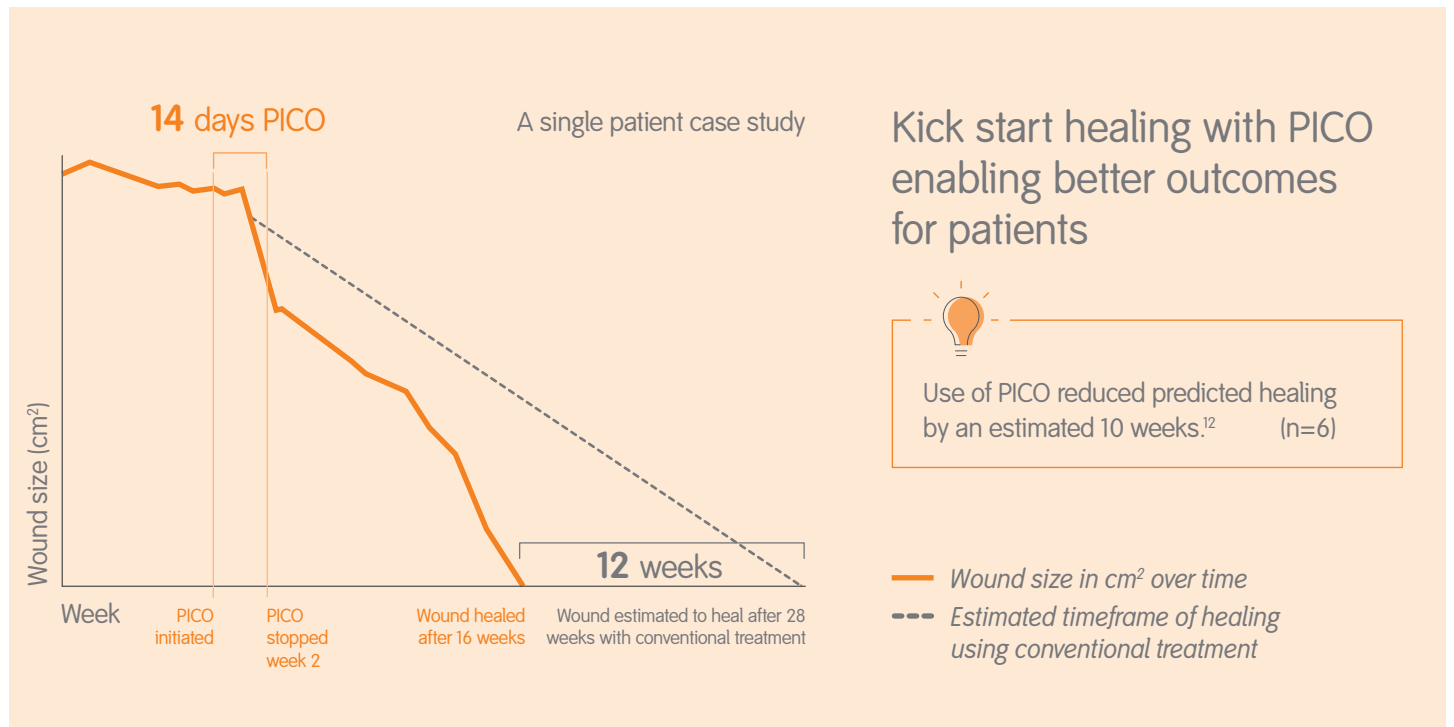
Approximately 20% fluid still remains in the dressing⁸

Evaporation

80%

On average 80% of the exudate is lost by evaporation⁸

PICO[◇] Clinically proven¹²



Proven clinical effectiveness

Surgical Site Infections¹³

n=220
p=0.06



PICO offers a pioneering approach to reducing the risks of incision-related complications⁴

Wound dehiscence¹⁴

n=24



It's more critical than ever to protect against post-operative complications, giving you more control over what happens when your patient leaves theatre.¹³

Seroma¹⁵

n=50
p=0.02



■ No NPWT ■ PICO

A single solution

PICO[◇]



Closer to zero infections

- PICO system promotes faster healing and helps to protect incisions against post-operative complications and SSIs.^{13,16}
- PICO is proven to reduce surgical site infections by as much as 76%.¹⁶

Closer to zero delays in wound healing









- PICO system kick-starts healing with demonstrably proven clinical effectiveness and better patient outcomes you can see.¹⁷
- Studies have demonstrated that PICO promotes wound healing and shortens time to healing.¹²

Closer to zero wasted healthcare resources




- PICO system has been shown to have a positive effect on healthcare resource use, reducing readmission¹⁸ and decreasing hospital length of stay and frequency of dressing changes.¹³

PICO[°] 7 Ordering information

PICO[°] system – 1 pump, 2 dressings, 1 sheet of retention strips, 2 x batteries

Dressing	Product code	Product description	Pad size
	66802002	PICO 10 x 20cm	5.6 x 15cm
	66802003	PICO 10 x 30cm	5.6 x 25cm
	66802004	PICO 10 x 40cm	5.6 x 35cm
	66802005	PICO 15 x 15cm	10 x 10cm
	66802006	PICO 15 x 20cm	10 x 15cm
	66802007	PICO 15 x 30cm	10 x 25cm
	66802008	PICO 20 x 20cm	15 x 15cm
	66802009	PICO 25 x 25cm	20 x 20cm
	66802000	PICO Multisite Small	5.5 x 15cm
	66802001	PICO Multisite Large	9 x 20cm
	66801021	Foam Wound Filler	10 x 12.5 x 1.5cm
	66802127	Gauze Dressing Filler	11.4cm x 3.7m

PICO Single Dressing System – 1 pump, 1 dressing, 1 sheet of retention strips, 2 x batteries

Dressing	Product code	Product description	Pad size
	66802012	PICO 10 x 20cm	5.6 x 15cm
	66802013	PICO 10 x 30cm	5.6 x 25cm
	66802014	PICO 10 x 40cm	5.6 x 35cm

For detailed product information, including indications for use, contraindications, effects, precautions and warnings, please consult the product's Instructions for Use (IFU) prior to use.

Supporting healthcare professionals for over 150 years

Smith & Nephew Pty Ltd
Australia

T +61 2 9857 3999 F +61 2 9857 3900
www.smith-nephew.com/australia

Customer Service
T 13 13 60 F 1800 671 000

Smith & Nephew Ltd
New Zealand

T +64 9 820 2840 F +64 9 820 2841
www.smith-nephew.com/new-zealand

Customer Service
T 0800 657 799 (Surgical) T 0800 807 663 (Wound)

[°]Trademark of Smith & Nephew
77905_AU V1 12/17 SN13678

References: 1. Canonico S, et al. Therapeutic possibilities with portable NPWT. Initial multidisciplinary observations with the negative pressure device. *Acta Vulnol.* 2012; 10: 57-66. 2. Hudson DA, et al. Simplified Negative Pressure Wound Therapy: clinical evaluation of an ultraportable, no-canister system. *Int Wound J* 2015; 12:195-201. 3. Witt-Majchrzak A, et al. Preliminary outcome of treatment of postoperative primarily closed sternotomy wounds treated using Negative Pressure Wound Therapy. *Pol J Surg* 2014; 86: 456-465. 4. Hylidig N, et al. Meta-analysis of Negative Pressure Wound Therapy for closed surgical incisions. *BJS* 2016; 103: 477-486. 5. Karlakki, SL, et al. Incisional Negative Pressure Wound Therapy dressings (iNPWT) in routine primary hip and knee arthroplasties: A randomised controlled trial. *Bone Joint Res* 2016; 5: 328-337. 6. Askem B. Measurement of NPWT device air leak tolerance – PICO[°] vs PICO II. Data on file; 2016: report DS/16/352/Rv2. 7. Askem B. Comparison of noise levels generated by the PICO and PICO II devices in operation. Data on file; 2016: report DS/16/351/R. 8. Malmjö M, et al. Biological effects of a disposable, canisterless Negative Pressure Wound Therapy system. *ePlasty* 2014; 14: 113-127. 9. Lumb H. Bacterial Barrier Testing (wet-wet) of PICO Dressing with a 7 day test duration against *S. marcescens*. Data on file; 2011: report 1102010. 10. Roberts S. In-vitro wound model testing of PICO at a low exudate flow rate. Data on file; 2011: report DS/11/057/R2. 11. Hurd T, et al. A multicentre in-market evaluation of ALLEVYN Gentle Border. *Wounds UK* 2009; 5: 32-44. 12. Hampton J. Providing cost-effective treatment of hard-to-heal wounds in the community through use of NPWT. *Brit J Comm Nurs* 2015; 20: S14-S20. 13. Karlakki, SL, et al. Incisional Negative Pressure Wound Therapy dressings (iNPWT) in routine primary hip and knee arthroplasties: A randomised controlled trial. *Bone Joint Res* 2016; 5: 328-337. 14. Holt R, Murphy J. PICO[°] incision closure in oncological breast surgery: a case series. *Brit J Hosp Med* 2015; 76: 2-8. 15. Pellino G, et al. Preventive NPWT over closed incisions in general surgery: Does age matter? *Int J Surg* 2014; 12: S64-S68. 16. Strugala V, Martin R. Meta-analysis of comparative trials evaluating a prophylactic single-use Negative Pressure Wound Therapy system for the prevention of surgical site complications. *Surg Infections* 2017; 18: 810-819. 17. Dowsett C, et al. Use of PICO[°] to improve clinical and economic outcomes in hard-to-heal wounds. *Wounds Int* 2017; 8: 52-58. 18. Selvaggi F, et al. New advances in Negative Pressure Wound Therapy (iNPWT) for surgical wounds of patients affected with Crohn's Disease. *Surg Tech Int* 2014; 24: 83-89.