

3M™ Tegaderm™ Transparent Film Roll  
Application and Removal Guide



Secure.  
Protect.  
Stabilize.

Tegaderm™ Transparent Film Roll  
Part of the Full Line of Tegaderm™ Brand I.V. Site Dressings



# All the benefits of Tegaderm™ Transparent Film Dressings in a non-sterile roll



Secures primary dressings, such as sterile gauze, foam, alginate, hydrogel, ABD pad, etc



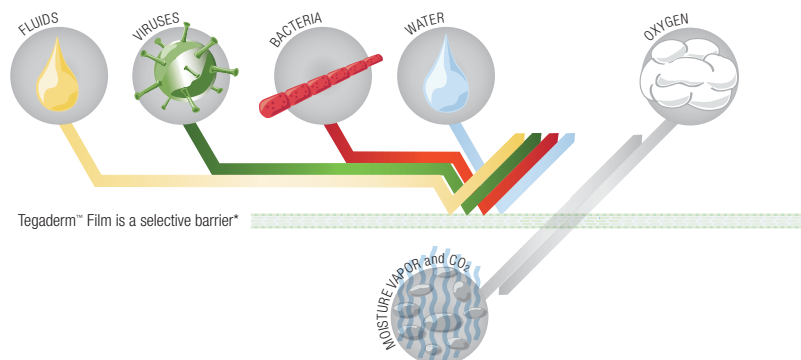
Secures drainage and infusion tubing



Protects at-risk skin from friction and bodily fluids

3M™ Tegaderm™ Transparent Film Roll provides maximum versatility and affordability for waterproof protection of skin and cover dressings. It protects at-risk, intact skin to help prevent skin breakdown caused by friction and bodily fluids. Non-sterile Tegaderm™ Film Roll is an affordable choice compared to separate sterile dressings, where appropriate. It can be significantly less expensive than traditional transparent film dressings and should be considered a lower cost option for many applications.

- Protection of intact skin during negative pressure wound therapy (i.e., periwound skin)
- Shower cover over primary dressings such as tape and gauze (may require a non-adherent layer between primary dressing and Tegaderm™ Film Roll)
- Securement of transparent dressing edges when lift occurs prior to protocol change date
- Protection of temporary skin markings used for radiation therapy



## Features and Benefits

- Transparent, providing continuous observation of skin.
- Breathable, letting oxygen in and moisture vapor out, allowing the skin to function normally.
- Conforms to body contours and flexes with patient movement without stress on skin for improved patient comfort.
- Easily cut to desired shape or size. If needed, corners can be shaped and rounded.
- Easy stretch and release removal.
- Waterproof, transparent film allows for effective oxygen-vapor exchange while helping protect against external contaminants, including those most commonly associated with catheter-related bloodstream infections.

\**In vitro* testing shows that the transparent film of 3M™ Tegaderm™ Transparent Film Dressings provide a viral barrier from viruses 27 nm in diameter or larger while the dressing remains intact without leakage.

# 3M™ Tegaderm™ Transparent Film Roll

## Application Instructions



**1** Cut to desired length and round corners or cut to shape for given application.



**2** Hold dressing by side tab and remove the backliner. Center dressing over area requiring fixation or protection and apply without stretching.



**3** Gently smooth down the dressing, helping to seal the film. Remove the top liner.

## Removal Instructions



**1** Grasp one edge of the dressing and gently pull straight out to stretch it and release the adhesion. By stretching the dressing, the material expands and releases until the dressing is removed. To aid in lifting the dressing edge, press a small piece of tape onto a corner of the dressing and continue with the stretch release method of removal.

## The full line of Tegaderm™ Brand I.V. Site Dressings

We make it easy to choose and use the dressing that's right for you and your patients. Whether you simply need a transparent film dressing to secure and protect the I.V. site, or you need improved adhesion, increased breathability, advanced securement, or all-in-one antimicrobial protection, we've got you covered.

**3M™ Tegaderm™ Chlorhexidine Gluconate (CHG) I.V. Securement Dressings:** All-in-one antimicrobial protection and securement to help you provide the best possible care.

**3M™ Tegaderm™ I.V. Advanced Securement Dressings:** Advanced securement with strong hold and gentle removal to help minimize the pain, anxiety and costs of catheter dislodgement.

**3M™ Tegaderm™ Diamond Pattern Film Dressings:** Designed to stay in place, even under moist conditions.




**3M™ Tegaderm™ and Tegaderm™ HP Transparent Film Dressings:** Sterile, transparent film dressings to cover and protect I.V. sites and wounds.

Find the one that's right for you and your patients at [3M.com/Tegaderm](http://3M.com/Tegaderm)

# Simple. Dependable. Trusted.

# 3M™ Tegaderm™ Transparent Film Roll

## Ordering Information

	PRODUCT CODE	NHRIC NO.	OVERALL DRESSING SIZE	ROLLS/ BOX	BOXES/ CASE	HCPCS CODE
	<b>16002</b>	8333-1600-20	2 in. x 11 yd. 5 cm x 10 m	1	4	A6257 - A6259
	<b>16004</b>	8333-1600-40	4 in. x 11 yd. 10 cm x 10 m	1	4	A6257 - A6259
	<b>16006</b>	8333-1600-60	6 in. x 11 yd. 15 cm x 10 m	1	4	A6257 - A6259

Product and package are latex free.

**Disclaimer:**

HCPCS codes have been provided to assist you in the preparation of insurance claims. Please note, however, that the reimbursement information provided by 3M Health Care and its representatives is intended to provide general information relevant to coverage and coding for 3M products. Insurers' reimbursement policies can vary and the use of the codes discussed here does not guarantee that an insurer will cover or pay at any particular level. Health care providers should exercise independent clinical judgment in choosing the codes which most accurately describe the products provided.

## Celebrating 30 Years of Mutual Admiration

Every day, we are inspired by all you do to give your patients the best possible care. We value the trust you place in us and are committed to continually building that trust by providing people, products and ideas that raise the standard of care.

To learn about Tegaderm™ Transparent Film Roll or the full line of Tegaderm™ Brand I.V. Site Dressings, visit us at [go.3M.com/TegadermFilm](http://go.3M.com/TegadermFilm), contact your 3M Skin & Wound Care representative or call the 3M Health Care Customer Helpline at **1-800-228-3957**. Outside of the United States, contact the local 3M subsidiary.

**3M™ Tegaderm™**  
Dressings **SIMPLE. DEPENDABLE. TRUSTED.**